

Product Details

Summary

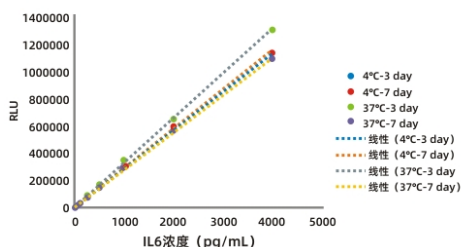
Product name	Anti IL6 mouse monoclonal antibody (12F8)
description	Interleukin-6 (IL6) is a multi-functional cytokine, produced by variety of cells including T-cells, B-cells, monocytes, fibroblasts, keratinocytes, endothelial cells, mesangial cells, astrocytes and bone marrow stroma cells. It is involved in the induction of B-cell differentiation, growth promotion of myeloma cells and proliferation and differentiation of T cells. IL6 can regulate immune responses, acute phase reactions and hematopoiesis.
Alternative names	IL6, IFNB2
Endotoxin level	Please contact with the lab for this information.
Stability &Storage	Use a manual defrost freezer and avoid repeated freeze thaw cycles. Store at 2 to 8 °C for one week . Store at -20 to -80 °C for twelve months from the date of receipt.
Source	Cell culture supernatant
Isotype	IgG1
Host	Mouse
Clonality	Monoclonal
Clone No.	12F8
Conjugation	Unconjugated
Species reactivity	This antibody is specific for human interleukin-6
Tested applications	Suitable for use in Chemiluminescence immunoassay(CLIA),detection antibody. ELISA
Immunogen	Recombinant protein of human interleukin-6

Product performance

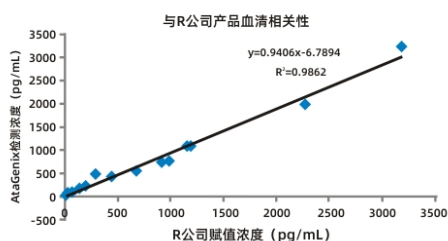
Form	Liquid
Buffer	PBS, pH7.4, containing 0.02% NaN3, 50% glycerol.
Concentration	Please refer to the instruction in the hard copy of COA.



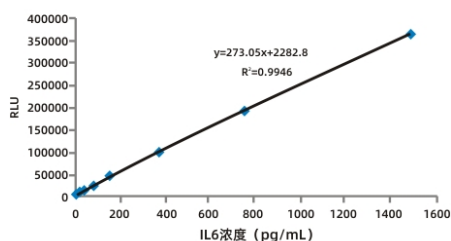
Tested Picture



普健IL6抗体在37°C保存3天/7天和4°C保存3天/7天-RLU对比工作液分别放置于4°C和37°C 3天和7天之后，上机测试，结果如图。



将某国外知名体外诊断公司赋值IL-6血清阳性样本使用普健生物的系统进行检测，比较两者所测结果，相关性 $R^2 = 0.9862$ 。



在化学发光平台通过使用国际标准品进行筛选，最终得到1对抗体能良好的识别国际标准品和血清样本，灵敏度1pg/ml, $R^2 = 0.9946$ 。

Pair recommendations

detection antibody (12F8), capture antibody (35D11)

Note

For research use only.